

Welcome to our phonics and early reading session


“

One of the greatest gifts adults can give is to read to children

Carl Sagan

”


Our Reading Culture at Abbots Green



- We want children to love reading
- Learning to read should be a positive experience
- We want children to read for pleasure and become lifelong readers
- Reading underpins all areas of learning and life skills



“READING IS A PASSPORT
TO COUNTLESS ADVENTURES.”
- MARY POPE OSBORNE



Let's talk about phonics



Little Wandle Letters and Sounds Revised



Our school has chosen *Little Wandle Letters and Sounds Revised* as our systematic, synthetic phonics (SSP) programme to teach early reading and spelling.





“

Phonics is:

making connections between the sounds
of our spoken words and the letters that
are used to write them down.

”

Phonics in Reception

- Daily session
- Structured format – *Revisit and review, teach and practice, practice and apply*
- Engaging resources
- Games to practice and consolidate skills
- Oral blending is the first step
- Letter formation practice
- Writing opportunities



Terminology you may hear your child say ...

Phoneme

Grapheme

Digraph

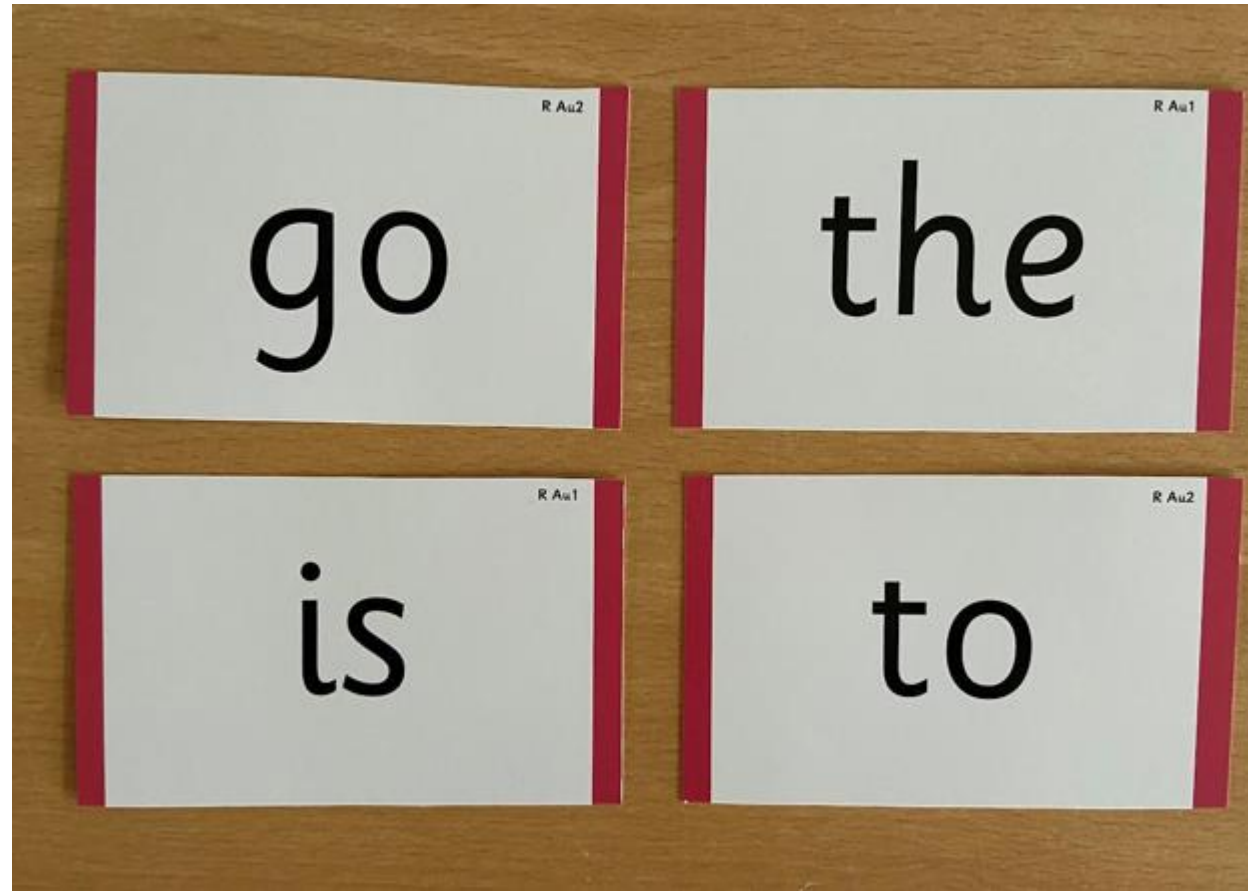
Trigraph

Split vowel digraph

Blend



Segment

Teaching tricky words



How do we teach Reading in Reception?

- Reading sessions are time tabled 3 times a week
- Each session will be led by a teacher or learning support assistant who have been trained
- The sessions are taught in small groups
- Each session focuses on one of the following: decoding, prosody and comprehension
- Half termly assessments to inform book choice





We use half termly assessments to match your child to the right level of book

**Little Wandle Letters and Sounds Revised Reception
Child assessment**

Autumn 1

m	a	p	c	o
s	g	k	u	h
i	t	n	r	f
d	ck	e	b	l



Reading a book at the right level


- This means that your child should:
- Know all the sounds and tricky words in their phonics books
- Read many of the words by silent blending 'blend in your head'
- Reading should be automatic
- Only need to stop and sound out about 5% of the words by the time they bring the book home – but they should be able to do this on their own

Reading at home



Listening to your child read their phonics book

- Wordless books
- Your child should be able to read their book with little support
- Support your child with the blending process
- Talk about the book and celebrate their success



Reading at home:

- A reading book will be sent home on a Thursday or Friday
- Please make sure these reading books are returned on Monday morning
- Please record all reading in your child's reading record
- Reading champions and reading cup

Read to your child – library book

- Make the story sound as exciting as you can by changing your voice
- Introduce new and exciting language
- Play a game of I Spy... something beginning with....
- Describe things you see
- I wonder...
- Talk about the characters feelings
- Encourage your child to use new vocabulary
- Make up sentences together



Support your child with their phonics



Phase 2 sounds taught in Reception Autumn 1



Phase 2 sounds taught in Reception Autumn 2



Phase 3 sounds taught in Reception Spring 1



Phase 5 sounds taught in Y1

Thank you for your time this evening.

Any questions?

