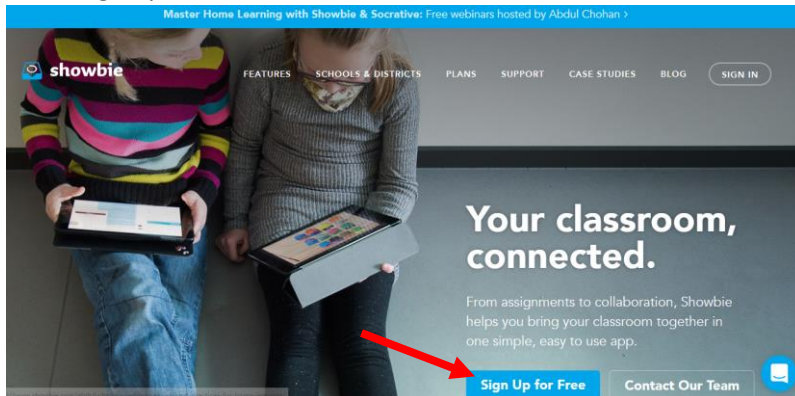


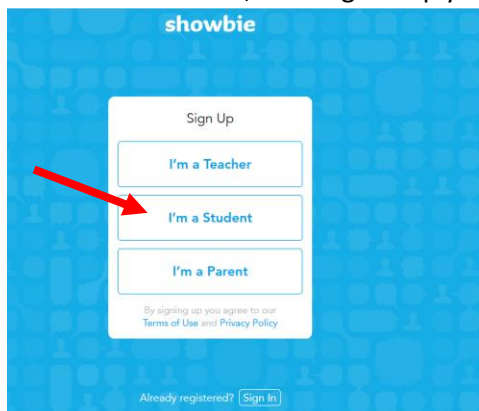
How to sign your child up with Showbie to access the work your teachers would like you to complete.

Use either the app or webpage - <https://www.showbie.com/>

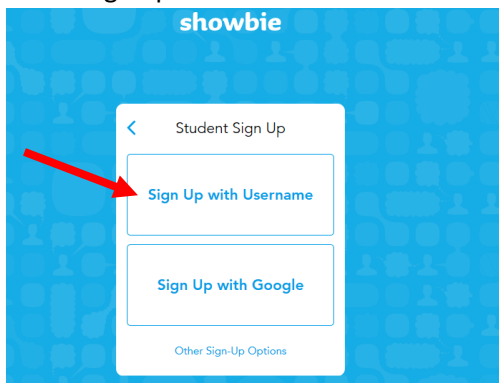
- 1) Select sign up for free



- 2) Select I'm a Student, once signed up you can just click on 'sign in' each time.



- 3) Select 'sign up with username'

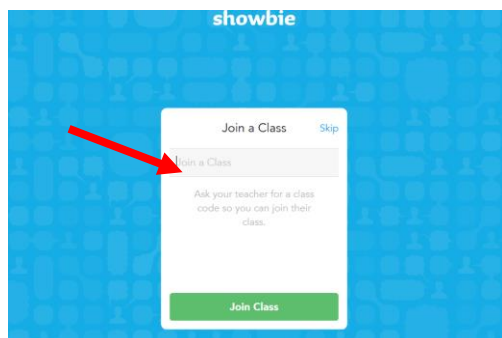


- 4) Add your child's details to get them an account

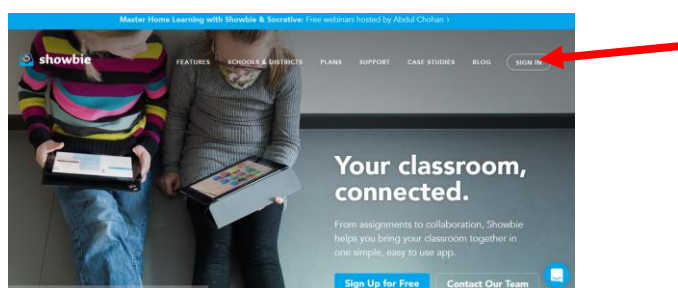
For the username use: full first name, initial of surname and number of your year group – **all lowercase**
e.g. first name (freddie) initial of surname (r for roberts)
number of your year group (2 for Year 2) =
Username (example) - freddier2
Password: please create your own unique password.
If desired, this can be recorded somewhere safe in the event of forgetting.

If a message says this username has been taken already then add a zero after the year group number.

- 5) Click the green sign up and then it will ask you to 'join class'. **Add the Class Code** that is on the relevant year group Curriculum News. Click join class and then you will see the name of your Class. This will be where you can click to see the work added by your teacher.



Then you are all set up so next time, you just go to sign in on the first page and it will ask for your username and password (that you just created).



I hope this makes it easy for you to access work and send comments to your teachers where appropriate (within an assignment above the work added will be a box that says write comment). In the comment box you can type messages to your teachers or if you click the blue add sign you can attach photos of your work.

These are the options when on a computer so you can click on add from computer and add the saved photos of your work OR if on the app the options will say 'Camera' and 'Photo Library' to upload the photos.

Voice Note – Record yourself saying a message to leave for your teacher. Click voice note then the red circle to start recording, pause to stop then play to listen back and if happy click 'Post' to send.

Work from teacher – this could be Power Points or pdf's so it won't always say Library photo.

Alternatively, for those children who already have a Showbie account and wish to use this one (and you can remember the username and password, you can simply log in to Showbie and select join class. Enter the new code that on the Curriculum News for your new class and you're all set! You can change your password at any time.

